


Vaginal swab sample

Chlamydia + Gonorrhoea

Instructions

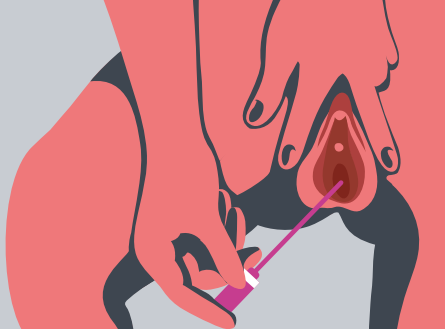
fettle



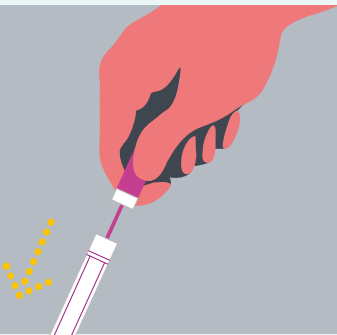
1 Wash and dry your hands.




2 Twist and pull the swab out of the sample tube.



3 Run swab under clean water. Gently insert the swab 5cm into your vagina, touch the walls of your vagina for 15 seconds.



4 Put the swab back into the tube and close firmly.



5 Place all your samples and **lab card** into the grey freepost envelope and post in any Royal Mail post box.

What is included in the kit:

This is a simple and reliable test designed to be safely used at home.



Swab

When should I take this test?

You should wait 2 weeks after you think you could have been exposed to an infection.

This is because Chlamydia and Gonorrhoea can take up to 2 weeks to be detected in a test.

You can do this test at any time of day and if you are on your period.

Do I need to write my name on the samples?

No, we have already labelled your samples with a unique code, this is to ensure your experience is as easy and discreet as possible.

What happens next?

We will text you when your samples arrive at the lab.

We will then text you your test results as soon as possible (always within 7 days).

If you do have an infection we will advise you how to get treatment and further support.

Contact us:

By text: 07400 370 855

By email: info@fettle.health

FAQs:

fettle.health/faqs

POWERED BY
SH:24

Vaginal swab sample
Chlamydia + Gonorrhoea

Key information

fettle